



Welcome to Saint Augustine's Phonics Workshop

Aims of the session

- ▶ **To become familiar with vocabulary related to phonics**
- ▶ **To understand the importance of pronouncing sounds correctly**
- ▶ **To understand the process of blending for reading**
- ▶ **To explore a range of activities that support your child's reading**
- ▶ **To explain the Phonics Screening Check that happens in June in Year One**



Phonics

Terminology



Phoneme

Grapheme

Digraph

Trigraph

Blend

Segment

Adjacent consonant

Split digraph

Terminology

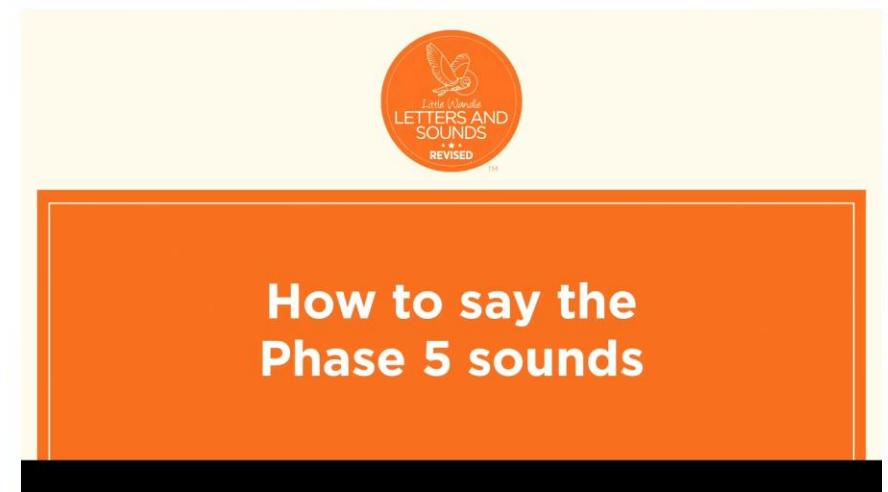
- ▶ **Phoneme** The smallest unit of sound that can be identified in words. We sometimes simply call this a 'sound'
- ▶ **Grapheme** A letter or group of letters used to represent a particular phoneme when writing. With children, we sometimes call this 'a sound written down' e.g. the phoneme 'f' can be written as f (fun), ff (huff) or ph (photo)
- ▶ **Segmenting** To identify each of the individual phonemes in a word, working all the way through from left to right.
- ▶ **Blending** To combine individual phonemes into a whole word, working all the way through from left to right.
- ▶ **Digraph** A grapheme using two letters to represent one phoneme *'two letters, one sound'*.
- ▶ **Trigraph** A grapheme using three letters to represent one phoneme *'three letters, one sound'*.
- ▶ **Split digraph** A digraph representing a vowel sound where its two letters are split by an intervening consonant (for example, 'a_e' in 'take').

What your child been taught so far

Your child has been taught most of Phase 5, they know:

- new graphemes for the Phase 2 and 3 sounds
- that the same grapheme can have alternative pronunciations.

The 'Grow the code' lessons support children with reading and spelling these alternative spellings.



How we teach Phase 5

Reading words

Children will be able to:

- blend independently
- blend in their heads with increasing fluency and confidence
- start to distinguish between different phonemes/graphemes.





Phonics Screening Check

In June, Year One take part in a Phonics Screening Check







What is the Phonics Screening Check?

- It is a quick check of your child's phonics knowledge.
- It is **not** designed to create any stress or anxiety for your child.
- It assesses decoding skills using phonics.
- It consists of 40 words (20 real words, 20 'alien words').

If children do not achieve the required score in Year 1, they will retake the screening at the end of Year 2.

Section 1

sut	
yad	
dop	
uct	

Page 3 of 24

Section 1

shop
yell
peel
check

Page 9 of 24

How does the check work?


- Your child will sit with a member of staff that they know.
- They will be asked to read 40 words aloud.
- This takes just a few minutes to complete, but there is no time limit.
- If your child is struggling, the teacher will stop.
- It has been carefully designed not to be stressful for your child.

2023 national curriculum assessments

Key stage 1

Phonics screening check

Pupils' materials



What are 'alien words'?



Why we teach alien words
for Phonics Screening Check



A quick guide to alien words

- Up to 1 minute 30.

'Alien words' recap



- The check will contain 20 'alien words'.
- The children will be familiar with alien words and will start to read them.
- Alien words assess children's decoding skills and are used in lessons for the purpose of preparing for the Phonics Screening Check.
- Children cannot read these words by using their memory or known vocabulary, so they have to use their decoding skills. This is a fair way to assess their ability to decode.
- The Phonics Screening Check will be administered in June.

Opening Prayer



Father in heaven,
I give you today,
all that I think and do and say.
And I unite it with all that was done,
By Jesus Christ,
Our Lord and your dear Son.
Amen

Family and
Community



Now you will have the opportunity to carry out some phonic activities that we use at school!

Activities

Read and Race

Real and Alien words (Trash and Treasure)

Obb (Alien) and Bob (real) words

Phoneme detectives – can you add the sound buttons?

Football - Real & nonsense words

iPads – Phonics play website

Questions

- ▶ **Feel free to ask any question regarding phonics or reading as this may help other parents.**
- ▶ **If you would like to ask a question at a later date then please do not hesitate to ask the class teacher.**